

Hajj

activity book

*"And proclaim to the people the Hajj [pilgrimage];
they will come to you on foot and on every lean camel;
they will come from every distant pass."*

Surah Hajj, verse 27.

Dinner & Daisies

@dinneranddaisies

Hajj

word search

You've learnt so much about the story of Hajj. Find the hidden words in the word search below. How many of them do you remember? Can you recall their meaning?




Dhul Hija
Eid ul Adha
five pillars
Hajj
Ibrahim

Islam
Ismail
Jamarat
Journey
Kaaba

Mina
muslim
Muzdalifah
sacrifice

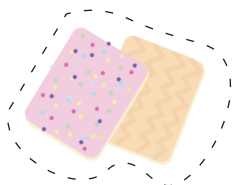


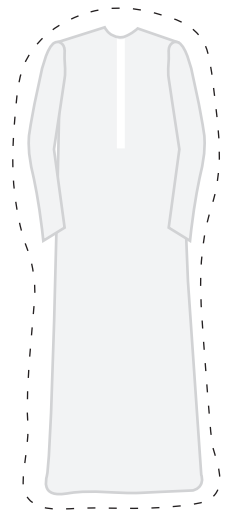
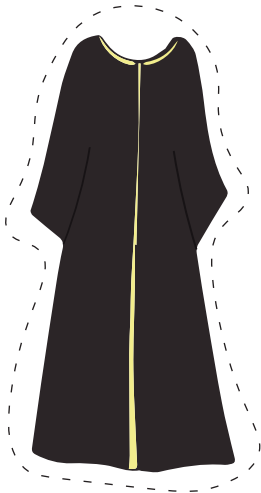

Hajj Suitcase

*Pretend you are going for Hajj. What will you pack? Don't forget your essential items!
There will be space for a few extra favourite things too!*



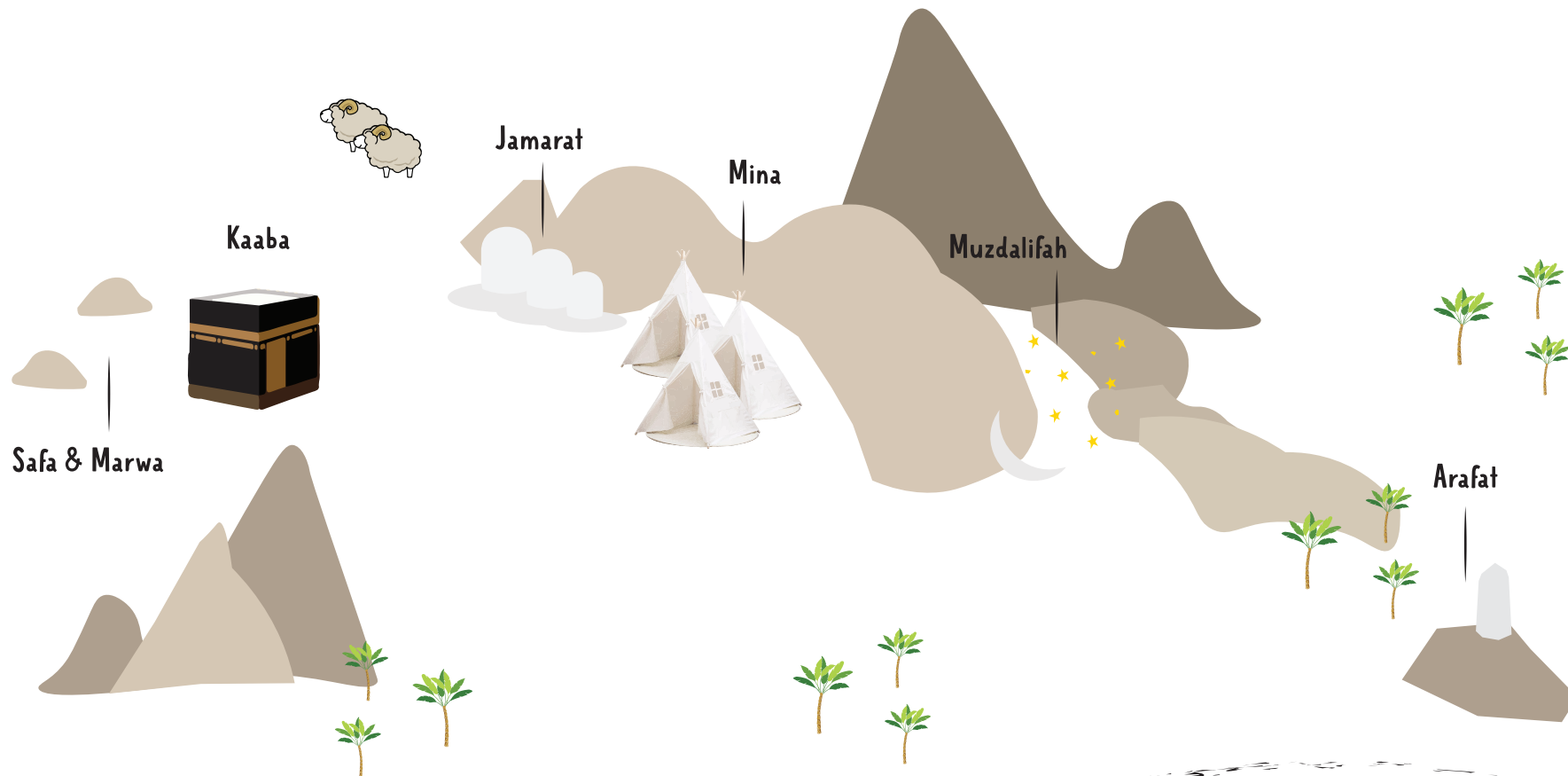
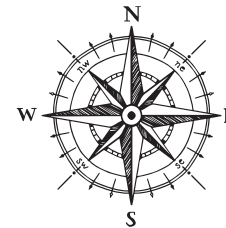
Instructions

1. Cut around the dotted line.
2. Choose the items you want to pack in your Hajj suitcase.
3. Use a glue to stick them inside the suitcase.
4. Arrange the items, making sure they all fit in neatly.



Hajj Map

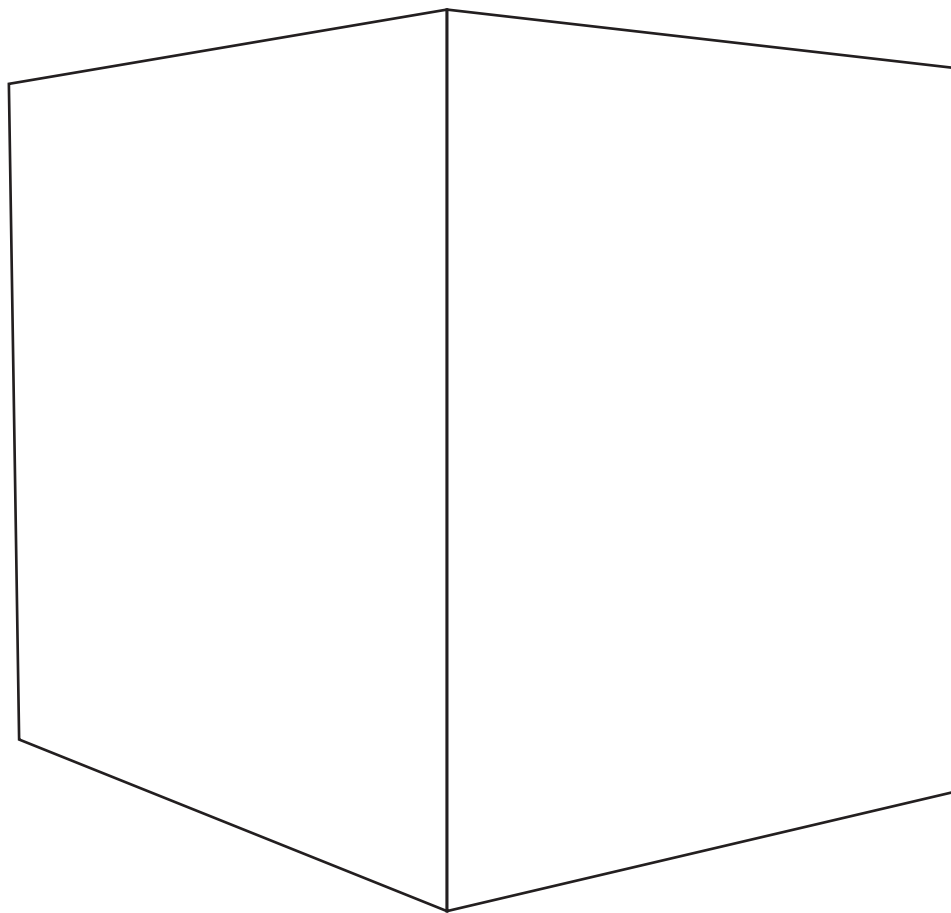
Lets go on a journey...



Instructions:


1. Draw a walking trail to complete all of the Hajj Rites.
2. Cut around the map and stain the paper lightly with diluted coffee.

The Kaaba
layers and materials



Instructions:

1. Cut out the stone layer.
2. Cut out the kiswa (cloth) layer. Carefully cut along the dotted line to make a slit so you can see the stone layer underneath.
3. Use a glue stick to paste the layers onto the Kaaba page.
Only use glue on the top of the kiswa so you can lift the bottom to see the stone layer underneath.



Hajj Rites

Can you remember all of the steps to complete Hajj? List as many as you can remember, day by day in the list below. You can use a guide book to help you!

8th Dhul Hija

.....

.....

9th Dhul Hija

.....

.....

10th Dhul Hija

.....

.....

11th Dhul Hija

.....

.....

12th Dhul Hija

.....

.....

